



**易之力**

**460/500系列铝合金脚手架**

**易之力机械设备有限公司**

开口平台板 Trapdoor platform

横杆 Horizontal Brace

护栏 Guardrail

五级架 5 Rung Frame

斜杆 Diagonal Brace

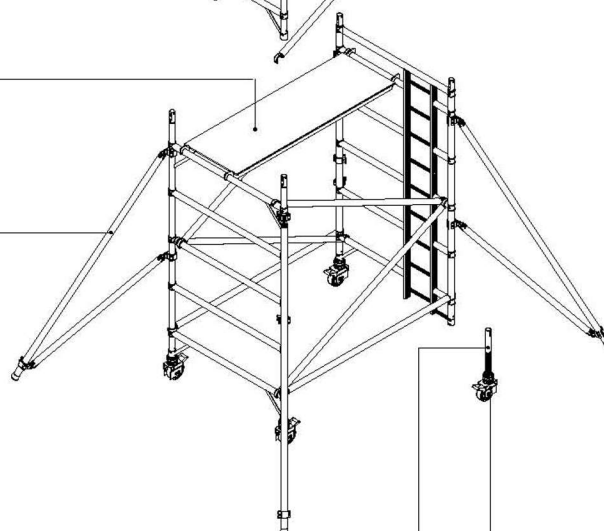
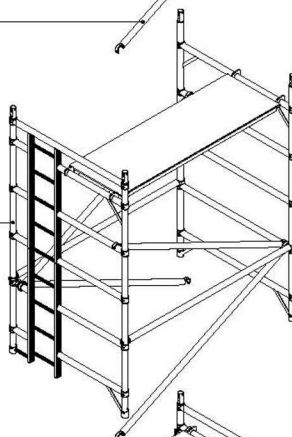
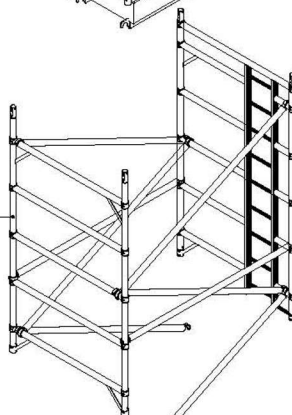
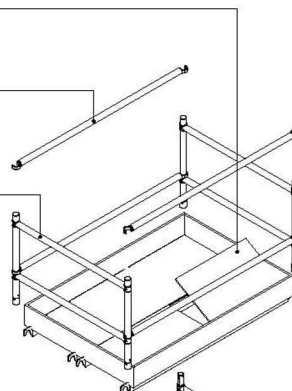
五级梯架 5 Rung Ladder Frame

平台板 Plain Platform

外支撑 Stabilizer

可调脚 Adjustable Leg

脚轮 Castor







以质量求生存  
以信誉求发展

The quality of survival, reputation and development



## Rapid aluminum scaffolding profile

建生系列铝合金脚手架是本公司在借鉴国外同类产品的基础上，结合国内用户特点而设计，开发的一款全新组合的高空作业产品。具有整体重量轻，搭建方便，组合多样，作业面积大，移动灵活等特点。

可供多人在不同平台上同时作业，极大地提高了工作效率，可广泛的适用于宾馆，写字楼，体育场馆阶梯教室，礼堂，影院，工矿企业等单位，其特有的积木式搭建组合方式，能满足各种复杂工矿的作业环境。

建生快捷铝合金脚手架符合欧洲HD1004安全标准，施工范围高度从2米-40米不等，可以灵活组合，快捷的安装及拆卸，在运输和储存方面都能节省成本。更具有重量轻，维护简单等优点。

建生脚手架有两种规格，双宽和单宽架，双宽可选用直爬梯75°挂梯和45°走梯。用户可根据场地。作业习惯选用。

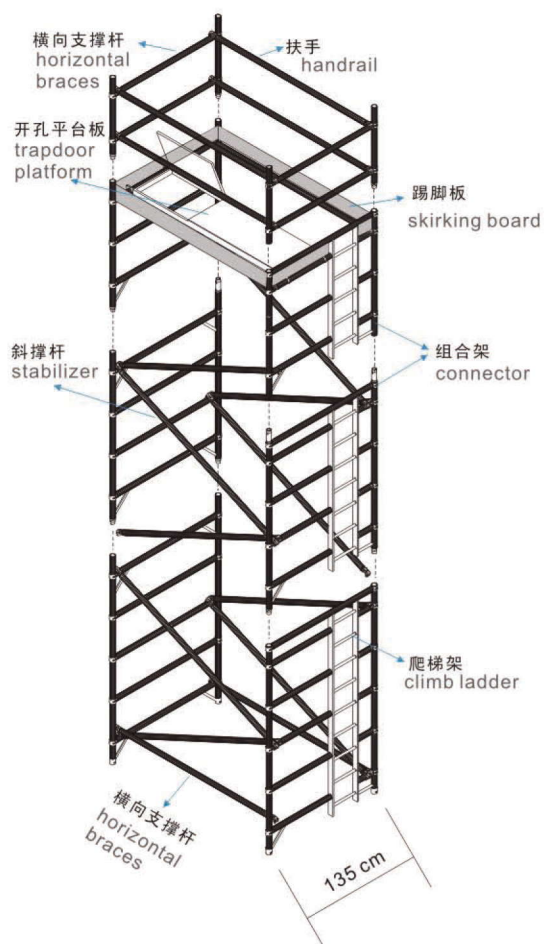


JASN series aluminum scaffolding are new assorted aerial working production, are developed and inland customer's characters, its advantages are light weight, convenience to build, many kinds combination, big platform area, flexible to move.

Can afford to many people work on the platform at the same time. increase the work efficiency largely. widely used for hotel, office sports ground, theater, hall cinema, construction company and so on. Its special toy bricks build style, can meet many kinds complex work conditions.

The rapid aluminum scaffolding accord with Europe HD1004 safety standard, work height range from 2m to 40m, flexible to assemble, rapid to load and unload, can save cost on delivery and storage, its advantage: light weight, prevent oxidation and fire, easy to maintain.

Thescaffolding have two specification: double width and single width, style can choose straight climb ladder and common ladder style, customer can meet construction requirement based on ground and working custom.



## 双宽垂直爬梯脚手架

### Double width uprightness climb ladder scaffolding

双宽垂直爬梯脚手架，符合欧洲安全标准HD1004,并且为您提供用途广泛的脚手架组合。这种垂直爬梯的结构，能节省工作台的空间，减少搭架的时间，可避免工作人员忽略安装爬梯。工作平台可设置在搭架的任意一级，每一级的高度为462mm.由于双宽脚手架的组性能好，机动灵活性。快捷方便，双宽爬梯脚手架是清洁维修工业的理想选择。

It accord with Europe safety standard HD1004, completely. also supply to you scaffolding assembled. Its construction can save platform' s space, reduce the building time, can avoid that worker ignore to build climb ladder. Work platform can be built in each rung, each rung height is 50cm, it is very flexible and parts utilize rate due to its perfect assemble function. Rapid, convenience, it is best for cleaning and maintaining lines.

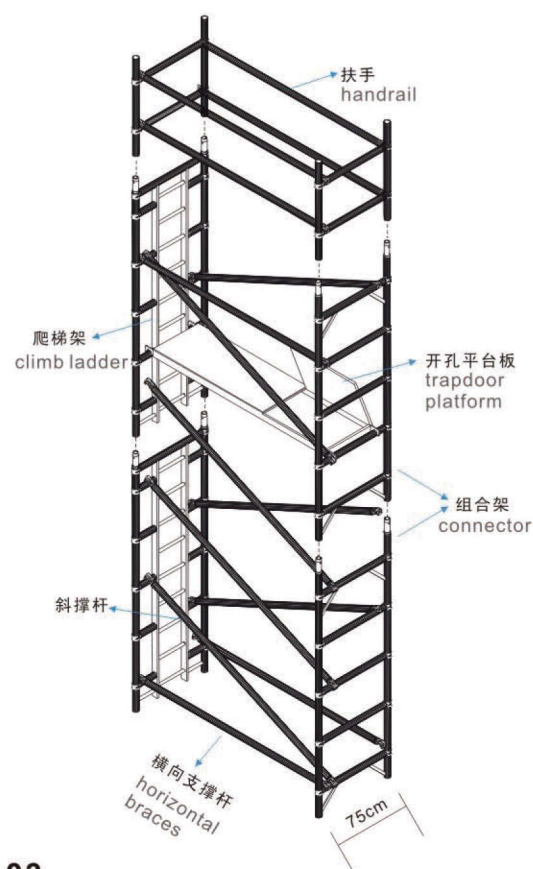
双宽 (135cm) Double width (135cm)	可选用: 135cm x200cm 135cmx250cm 135x300cm Can choose: 135cm x200cm 135cmx250cm 135x300cm
高度 Height	视实地情况可任意选择2m-4m Can choose: from 2m to 40m
每层平台最高载量 Carrying capacity (each floor)	272kg
整座搭架最高载量 Carrying capacity (each floor)	900kg
材质 Material	航空铝合金 Aluminum alloy 6082

## 单宽垂直爬梯脚手架

### Single width uprightness ladder scaffolding

单垂直爬梯脚手架用于有限空间，例如窄的人行道和走廊。因其宽度只有70cm，故能在自动楼梯或者其他楼梯上搭设，还可以推着它穿过标准的门。正如其他双宽搭架一样，单宽搭架也符合欧洲安全标准HD 1004, 它给用户带来类似的稳固性方面和组件利用方面的好处。建声搭架具有足够的强度，以适应建筑工地的环境，一座6米高的搭架只需15分钟便可以把它拆下来。

It can used for limited space, space, such as narrow footpath and passage, it can be built in the elevator or other stair, also can go through its standard door. It also accord to Europe safety standard Hd1004, its advantages: steady and parts high utilize razte. Our ladder have enough strength, to fit for building site' s circumstance, but you only need spend very short time to remove .




单宽 (75cm) Double width (135cm)	可选用: 75 cmx200cm 75cmx250cm 75x300cm Can choose: 75 cmx200cm 75cmx250cm 75x300cm
高度 Height	视实地情况可任意选择2m-4m Can choose: from 2m to 40m
每层平台最高载量 Carrying capacity (each floor)	272kg
整座搭架最高载量 Carrying capacity (each floor)	900kg
材质 Material	航空铝合金 Aluminum alloy 6082





## Aluminum scaffolding parts




### 拉撑杆:

有自锁设计装卸方便不需要任何工具即可安装，在颜色区分上分有红色（斜撑杆）和蓝色（横撑杆）

### Pull stay bar:

Have interlock design. very easy to load and remove, it has red color (inclined) and blue color.



### 脚轮和可调节脚:

可选用6寸（150mm）及8寸（200mm）脚轮和平脚垫选择。防油，防腐蚀，坚固耐用，不会刮花地板。可调节范围有290mm，两者配合使用可适合凹凸不平的地形环境。

### Caster and adjustable leg:

Can choose six inch (150mm) and eight inch (200mm) caster and flat foot pad, oil resistance, antiseptic, very firmly and durable, not scrape the floor. Adjustable feet range can be 290mm, matched them can fit for roughness ground.



### 对角梯:

除了上落时方便之外，还有一个很大的优点是可省去部分的斜拉撑杆，带有扶手斜撑杆。

### Diagonal ladder:

Its biggest advantage is can save part inclined pull stay bar, it have armrest stay bar.



### 平台板:

分开孔平台板和不开孔平台板，不开孔平台板提供登高时休息及缓冲作用，开孔平台板便于工作人员在登上高层平台活动作业，活动门的铰链经久耐用搬动时门板牢牢扣住活门，固定金属丝防止滑开。平台板挂钩具多种功能，平台板弹簧挂扣便于操作使用，平台防滑板在潮湿天气中特别有用，平台边镶铝起到保护作用。

### Platform:


Platform is be divided hole platform and no-hole platform. No-hole platform used for worker rest and cushion, Hole platform is convenient to climb the higher platform and work. Hinge of the removable door is durable, it can fasten the removable door when move the door. Fixed wire prevent the door slip, Pothook of the platform is convenient to handle, no-slip board is special for wet weather, set aluminum around the platform have very large protect function.



▲ 工作桥梁架2米-9米，桥梁平均最高负重450kg，可因应需要调较桥梁高度。

▲ Work bridge ranges from 2M-9M, The max load capacity of this bridge is 450kg, height is adjustable in response of requirement





主附架连接杆  
Guardrail connection

## Guardrail connection

Effect: When the scaffolding at the same time with 2Work, the connection can greatly increase fenceFirmly between two large degree. To 2More shelf stable, more secure.

Total length: 2m



## 主附架连接杆

作用:当2个脚手架同时一起工作时,连接护栏能大大加大2架之间的牢固度。使2个架子更加稳,更加安全。  
总长度: 2m









易之力

护栏架


Guardrail



- ▶ 连接护栏：能保证在高空作业时候，工作人员安全，
- ▶ Aluminum scaffolding: Light weight, easy to build, a combination of more work area, mobile and flexible



- ▶ 踢脚板：能防止在高空平台上的作业工具意外往下掉落，伤到人或者工具毁坏。
- ▶ Aluminum : Light weight, easy to build, a combination of more work area, mobile and flexible



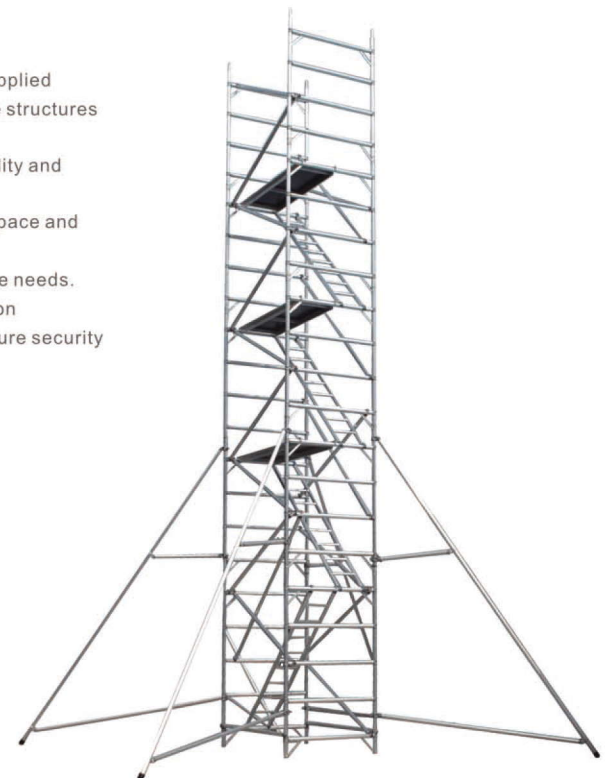
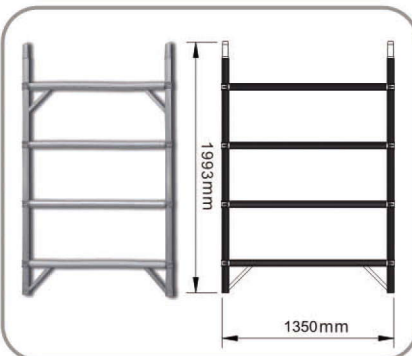


### 优点:

- 方便携带工具及搬运物料上落
- 容易装卸及搭建，除可单套独立使用外，亦可组成大形结构用于扶手电梯，楼梯，地盘工地等
- 铝合金用料既轻身亦更坚固耐用
- 垂直爬梯匡架，增加工作空间，减少搭建时间
- 平台可因应需要搭建在铝架不同高度的位置
- 备有多款配件，以不同满足工程需要
- 附设扶手栏及踢脚板，确保更加安全

### Advantages:

- Carrying tools and lifting material shall be easier
- Easy dismantle and assemble, in addition to be applied independently, it is able to be constituted as large structures such as escalators and stairs.
- Aluminum alloy dedicates to its light-weight, solidity and durability
- Vertical ladder structure helps to increase work space and reduce assembling time
- Platform may be fixed at different height to suit the needs.
- With a variety of accessories to meet the projection
- handrails and skirting boards are attached to ensure security








易之力

## 双宽+直爬梯脚手架

### Double width uprightness climb ladder scaffolding



Each level of platform bears 272kg load capacity  
The average max load capacity reaches 900kg

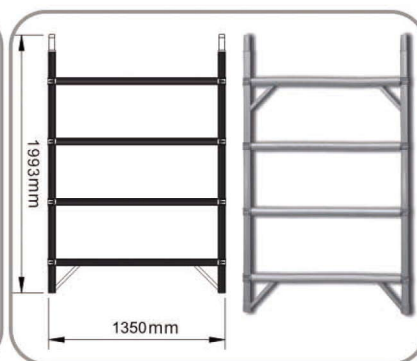
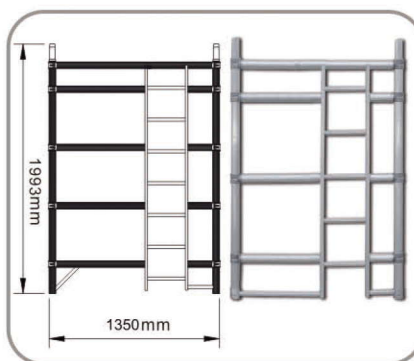
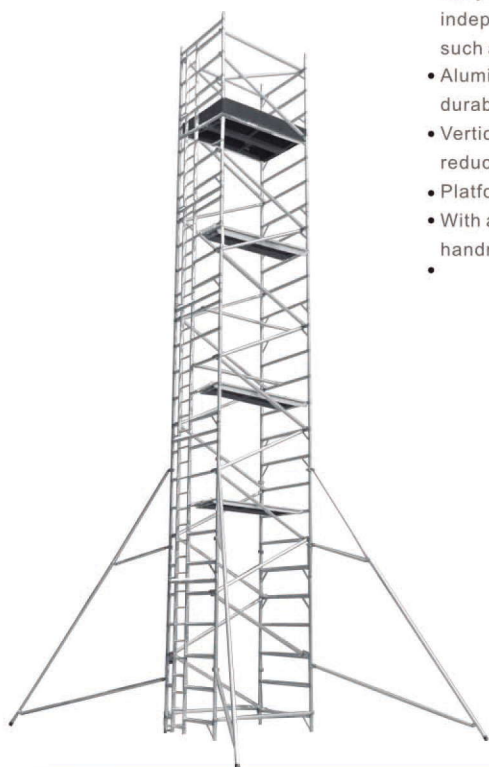
每层工作平台板平均乘托272公斤  
最大负载最高达900公斤

#### Advantages:

- Easy dismantle and assemble, in addition to be applied independently, it is able to be constituted as large structures such as escalators and stairs.
- Aluminum alloy dedicates to its light-weight, solidity and durability
- Vertical ladder structure helps to increase work space and reduce assembling time
- Platform may be fixed at different height to suit the needs.
- With a variety of accessories to meet the projection handrails and skirting boards are attached to ensure security

#### 优点:

- 容易装卸及搭建，除可单套独立使用外，亦可组成大形结构用于扶手电梯，楼梯，地盘工地等
- 铝合金用料既轻身亦更坚固耐用
- 垂直爬梯匡架，增加工作空间，减少搭建时间
- 平台可因应需要搭建在铝架不同高度的位置
- 备有多款配件，以不同满足工程需要
- 附设扶手栏及踢脚板，确保更加安全





## Single width uprightness ladder scaffolding



每层工作平台板平均乘托272公斤  
最大负载最高达900公斤

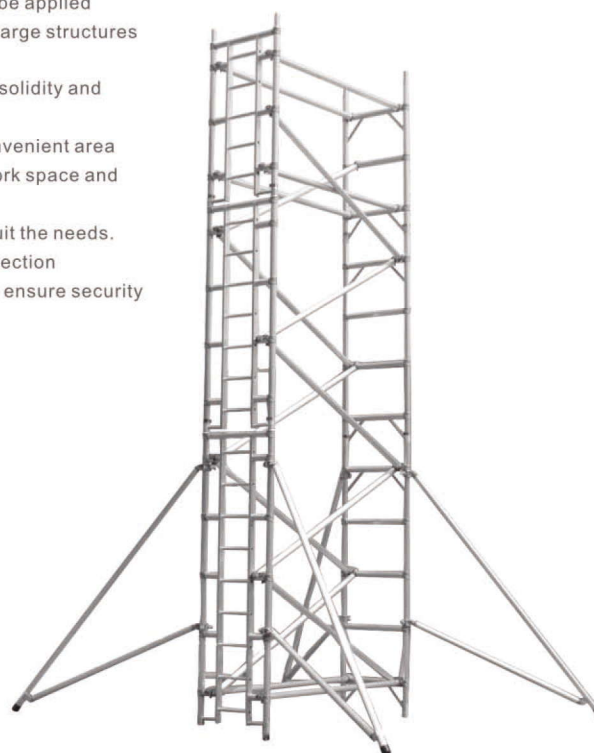
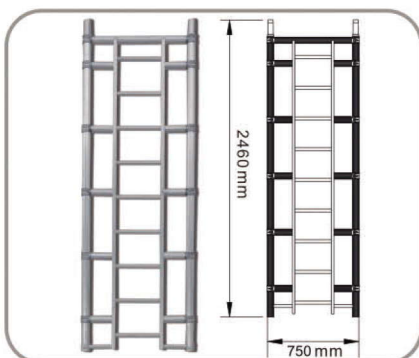

Each level of platform bears 272kg load capacity  
The average max load capacity reaches 900kg

### 优点:

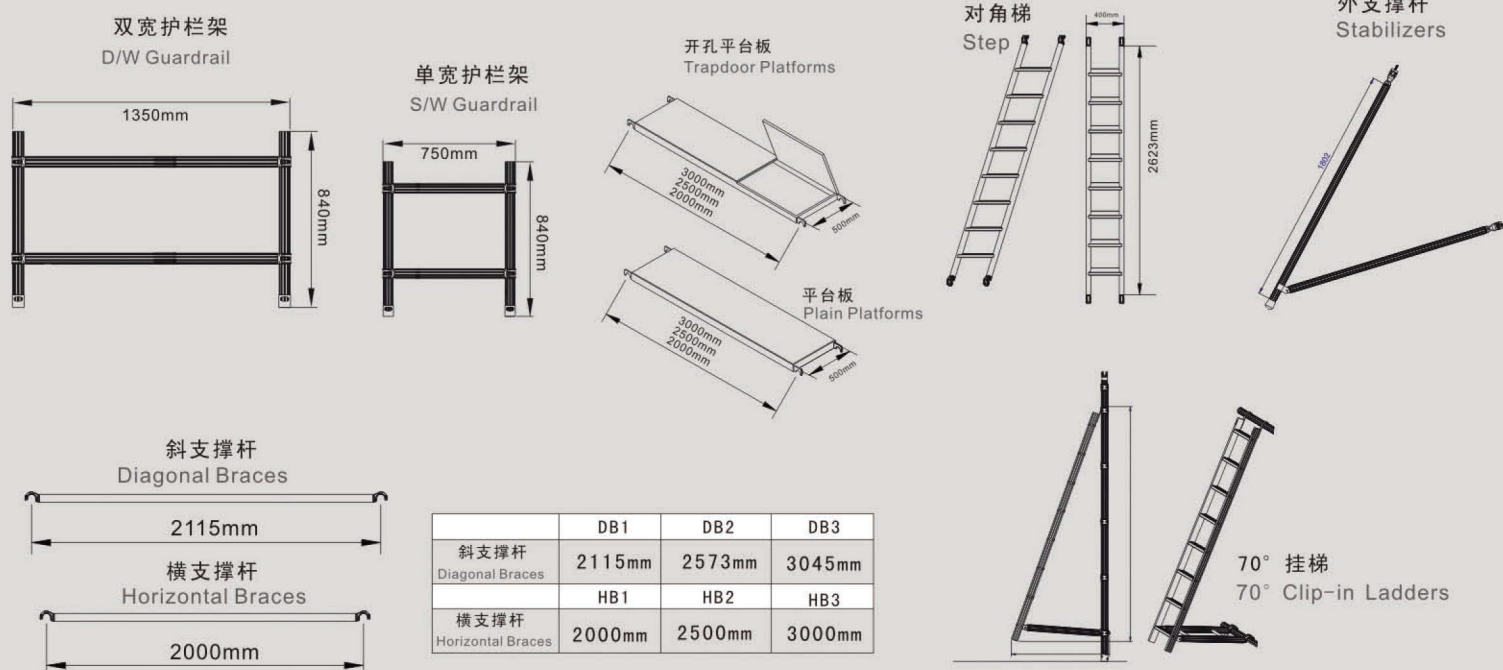
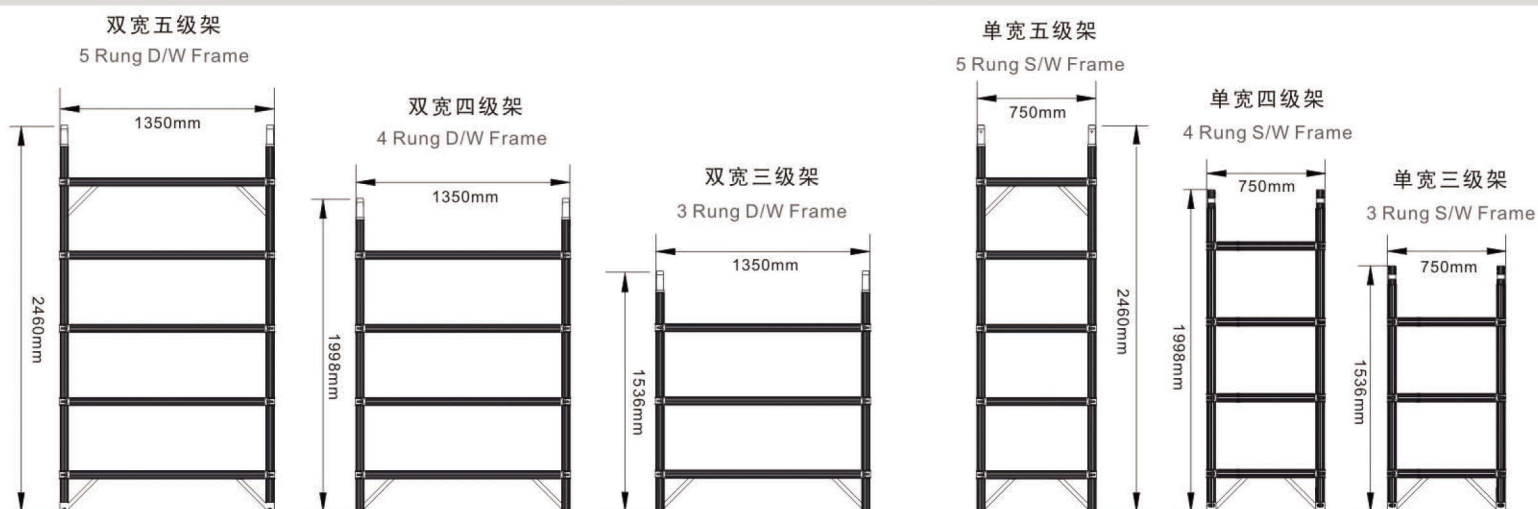
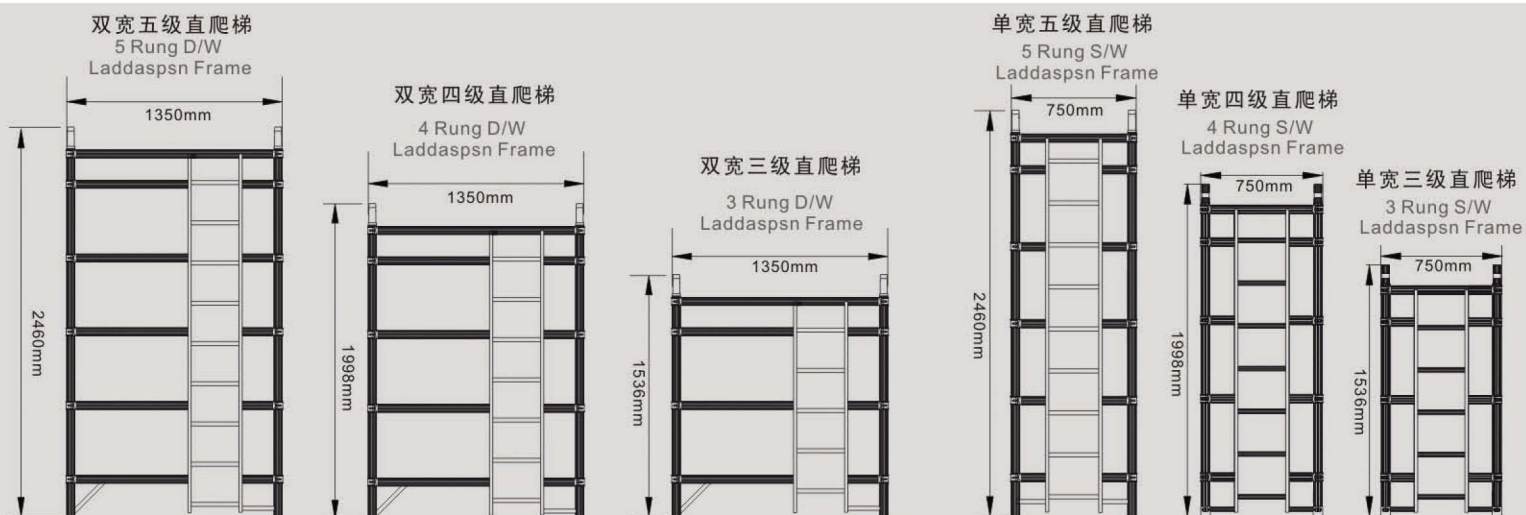
- 容易装卸及搭建, 除可单套独立使用外, 亦可组成大形结构用于扶手电梯, 楼梯, 地盘工地等
- 铝合金用料既轻身亦更坚固耐用
- 用在环境比较窄和不方便的地形上用
- 垂直爬梯框架, 增加工作空间, 减少搭建时间
- 平台可因需要搭建在铝架不同高度的位置
- 备有多款配件, 以不同满足工程需要
- 附设扶手栏及踢脚板, 确保更加安全

### Advantages:

- Easy dismantle and assemble, in addition to be applied independently, it is able to be constituted as large structures such as escalators and stairs.
- Aluminum alloy dedicates to its light-weight, solidity and durability
- Can be applied at relatively narrow and inconvenient area
- Vertical ladder structure helps to increase work space and reduce assembling time
- Platform may be fixed at different height to suit the needs.
- With a variety of accessories to meet the projection
- handrails and skirting boards are attached to ensure security











易之力

铝合金脚手架灵活组件

Aluminum scaffolding movable parts

